

**PHASE 3**

YOUTH ROOM - HIGH SCHOOL  
 YOUTH ROOM - MIDDLE SCHOOL  
 MENS & WOMENS TOILET  
 HALLWAY & STAIRS

TOTAL AREA = 7,411 SF

**PHASE 5 - SITE WORK**

ENTRY DRIVE & PARKING  
 BRIDGE OUTDOOR CAFE  
 YOUTH OUTDOOR ACTIVITY AREA  
 KIDS OUTDOOR PLAYGROUND  
 LANDSCAPING & IRRIGATION  
 SIGNAGE

N 0° 06' 40" W 856.4'

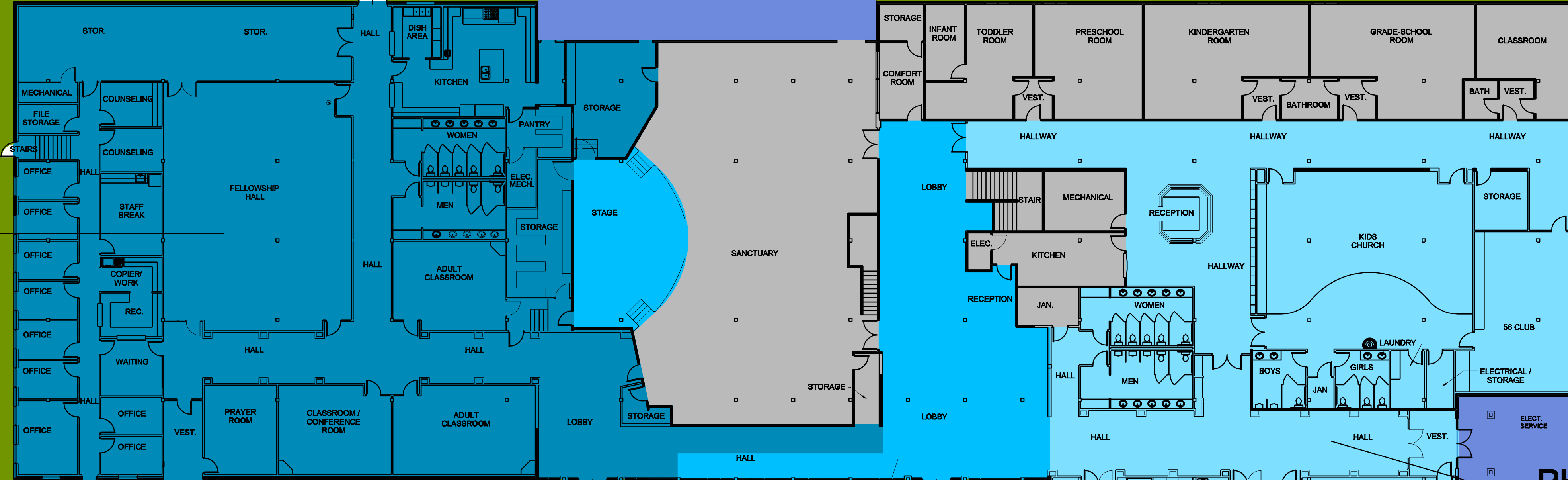
**PHASE 1**

ADMINISTRATION OFFICES  
 ADULT CLASSROOMS  
 FELLOWSHIP HALL  
 KITCHEN AREA  
 MENS & WOMENS TOILETS  
 LOBBY RENOVATION  
 ENTRY VESTIBULES

TOTAL AREA = 12,414 SQ. FT.

10TH AVE. SOUTH

S 89° 52' 20" E 845.0'



**PHASE 2**




LOBBY RENOVATION  
 ENTRY VESTIBULES  
 TOTAL AREA = 2,887 SQ. FT.

**PHASE 4**

KIDS CHURCH  
 BRIDGE CAFE  
 YOUTH AREA  
 MENS & WOMENS TOILETS  
 BOYS & GIRLS TOILETS  
 HALLWAY & STAIRS

TOTAL AREA = 9,489 SF

47TH STREET SOUTH



**FUSION** | architecture + design p.c.

P.o. BoX 1431  
 p. 406 | 453.9214

Great Falls, Montana 59401  
 f. 406 | 453.9293